

letterpressworkshops

@porridgepapers

Workshop Description:

You love letterpress! You have always wanted to print something for yourself! This workshop is for you! You will learn the basics of letterpress printing and take away your own set of business/calling cards or a set of personal stationery/thank you cards. In this workshop, you will work with lead and wood type as well as photopolymer plates. You will trim your own paper, mix your own ink and do your own printing. Don't forget, you'll also get to clean up the press when you're done!

You may either pick from one of the provided designs, or you may submit your own design 2 weeks prior to the workshop you will be attending. All designs are one color. Paper provided will include our commercial stock letterpress paper. You have the option to either bring your own paper or for an additional cost you may purchase our handmade paper. We mix our own ink colors so you have the rainbow to choose from!

Workshop Size:

2 Students

Cost:

\$125 for 200 business cards

\$200 for 100 note cards and envelopes (return address on envelopes is not included)

Workshop Dates:

Thursday October 21 | 6pm – 10pm

Sunday October 24 | 10am – 2pm

Saturday November 6 | 10am - 2pm

(register by September 30 art work due October 7)

(register by October 3 art work due October 10)

(register by October 16 art work due October 23)

How to Register:

First:

Send an email to workshop@porridgepapers.com and specify which date you would like to sign up for. Also, please specify whether you would like to print business/calling cards or note/thank you cards. We will send you a confirmation email as well as an invoice. The full amount is due upon confirmation of your registration. You may pay by cash or check as well as Visa/Mastercard, Discover or American Express

Second:


If you choose one of our designs, let us know the name and information you would like to include for us to typeset. We will then send you a pdf for your approval. You will be allowed one round of changes, once artwork has been approved, you will not be allowed to make changes.

Third:

If you choose to submit your own design we prefer the file format to be a pdf, illustrator, indesign or an eps. Make sure all fonts are converted to outlines and everything is in 100% cmyk black. If any part of it is a graphic, make sure it is a bitmap. Please make sure your files are proofread and correct before submitting since we will NOT be sending you a proof. If there is a problem with your file we will contact you to let you know.

Refunds & Cancellations:

We understand! Things happen and we want to work with you. If you miss the workshop or cannot make the date you signed up for, we can reschedule you for another workshop. If you decide not to take your workshop we will refund you 50% of the cost, however, if the design has been created and/or plates were ordered we are unable to offer a refund




1

BENJIMAN P. KNOWLS

ELIZABETH

2




3

em

4

_JAMES PHELPS



5



6




THANK YOU

7

8

THANKS




Thank You

9

THANKS A LOT!

10



design your own
4.25x5.5
horizontal or vertical



1

Emma

Emma Davis :: 402.555.1234 :: emma@me.com

3

Jenna Waterhouse

555-1234
jmaterhouse@me.com

2

David Kelsey
Accountant

1500 Bard Court
Lincoln, NE 68502

402-555-1234
dkelsy@kelseyacct.com

A

K

Jason Kern

p.402.555.1234
f.402.555.1234
e.kern@me.com


5


Call Me


Elizabeth 555-1234


Christopher Smith
555.1234

.....










6



HEATHER LANDIS

super mom

555-1234
heather@me.com

7

8

HELLO

my name is

Stanley Norton

402-555-1234 :: stanley@me.com

design your own
3.5 x 2
horizontal or vertical

9

